

2012 TREMPPEALEAU CO. DEPT OF LAND MANAGEMENT
WILDLIFE HABITAT TREE & SHRUB PROGRAM

2012 TREMPPEALEAU CO. DEPT. OF LAND MANAGEMENT
WILDLIFE HABITAT TREE & SHRUB PROGRAM










Illustration	Common & Latin Name	Growth Rate	Characteristics & Remarks
	Macoun Apple 	Semi Dwarf	Macoun sometimes pronounced “McCowan” on M7 rootstock has been regarded as the finest eating apple in the world. A cross between McIntosh and Jersey Black varieties, skin is a dark red with a purplish flush. It’s very firm flesh is juicy and snow white, tasting sweet with a hint of berry. Pollination requirements are any tree in the same season. (The soil should be slightly acidic to neutral, with a pH between 6 and 7). Apple trees require full sun at least three-fourths of the day. Semi-dwarfs normally bear 5 to 7 years after planting. Annual pruning is essential for production of high-quality apples and to maintain the health of trees.
	Bluegold Blueberry	Mid Late Variety	2 year/12-24” plants. A self pollinating mid-late season variety. Good disease resistance and cold hardy. A surprisingly high producer of fruit. A compact, round bush up to 4 feet in height (half-high) that also makes it perfect for landscaping. Fall foliage and winter wood are golden yellow, followed by bright-white blooms in spring. Allow 3-4 feet space between plants. Full sun. The soil for good blueberry culture must be highly acidic (pH 4.5-5.2) and can be modified with sulfur formulations. Blueberries require a good mulch and should be planted in light-textured soils with high organic matter, good drainage and sufficient moisture. Blueberries must have winter protection. Excellent food source for songbirds and turkeys.
	Friendship Blueberry	Early Season Variety	2 year/12-18” plants. Well adapted for colder climates. The deep blue, medium sized fruits are borne on loose clusters for easy picking and ripen in early July. Green summer foliage turns brilliant orange-red in the fall. Grows 24 inches tall. No pollinator needed. Full sun. The soil for good blueberry culture must be highly acidic (pH 4.5-5.2) and can be modified with sulfur formulations. Blueberries require a good mulch and should be planted in light-textured soils with high organic matter, good drainage and sufficient moisture. Blueberries must have winter protection. Excellent food source for songbirds and turkeys.

Illustration	Common & Latin Name	Growth Rate	Characteristics & Remarks
	Chippewa Blueberry 	Mid Season Variety	2 year/12-24” plants. A University of Minnesota blueberry with a medium sized berry with exceptional productivity in cold climates and excellent disease resistance. Mature height of 4-5 ft. (Half-high). Typical display of white flowers during bloom in May and maroon foliage in October. Allow 3-4 feet space between plants. Full sun. The soil for good blueberry culture must be highly acidic (pH 4.5-5.2) and can be modified with sulfur formulations. Blueberries require a good mulch and should be planted in light-textured soils with high organic matter, good drainage and sufficient moisture. Blueberries must have winter protection. Excellent food source for songbirds and turkeys.
EVERGREEN 	Balsam Fir <i>Abies balsamea</i>	Med	Mature height 60'. Prefers cool, moist, shady places out of reach of strong winds. Its soft needles and short-spreading branches, which form a symmetrical shape, make it a popular Christmas tree choice. Needs very little shearing. Cones are oblong, 2 to 4 inches in length. Balsam fir stands make good cover for many birds and small mammals. White-tailed deer, moose and spruce grouse browse on the twigs of balsam fir.
	Fraser Fir <i>Abies fraseri</i>	Med	Mature height is 40-60'. The combination of form, needle retention, dark blue-green color, pleasant scent and excellent shipping characteristics has led the Fraser fir to be called the Cadillac of Christmas trees. Likes cool, moist, well-drained soil. Full to partial sun. (Will not do well in heavy, wet clay soil.) Red squirrels are the primary consumers of the seeds.
	Norway Spruce <i>Picea abies</i>	Fast	Mature height 100'. Full sun. Grows on a wide variety of soils. ½ to 1 inch flat needles. A dense crown with strong distinctive sweeping branches. 4-8” long brown cones. Desirable for Christmas trees, ornamentals, timber and windbreaks. Large cones utilized by red and gray squirrels.

2012 TREMPEALEAU CO. DEPT OF LAND MANAGEMENT
WILDLIFE HABITAT TREE & SHRUB PROGRAM

2012 TREMPEALEAU CO. DEPT. OF LAND MANAGEMENT
WILDLIFE HABITAT TREE & SHRUB PROGRAM












Illustration	Common & Latin Name	Growth Rate	Characteristics & Remarks
	White Pine <i>Pinus strobus</i>	Fast	Mature height 80-100'. Full sun. It prefers fertile, well-drained soils, but can tolerate sandy soils. Regular pyramidal form and soft gray-green foliage. Light, soft wood. Needles 3-5 inches long. Cones are 4 to 6 inches in length. Often used as ornamental and as shelterbelts. Young pine stands provide good thermal cover during winter for deer and birds.
TREES 	Red (Northern) Oak Tree <i>Quercus rubra</i>	Fast	Mature height 60-75' feet. Grows best in full sun. Round shaped shade tree grows best in acidic, drought tolerant, loamy, moist, sandy, well drained, clay soils. Leaves turn red in the fall. Red oak acorns are a food preference for blue jays, wild turkeys, squirrels, small rodents, whitetail deer, raccoons, and black bears. Deer browse on the buds and twigs.
	Black Cherry Tree <i>Prunus serotina</i>	Slow-Med	Mature height 50-70'. Narrow to broadly rounded crown. Dense, dark green foliage. Grows best in rich moist soil with full to partial sun. White flowers, which produce small purplish-black fruits. Extremely valuable as a timber tree. Also known as Rum Cherry. Wood used for furniture, interior furnishing & tools. Provides food for birds and wildlife.
	Red Splendor Crabapple Tree <i>Malus 'Red Splendor'</i>	Slow-Med	Mature height 6-10'. Red buds open to light pink blossoms. Small bright red fruit holds well into winter. Medium-sized, rounded habit. Plant in full sun with neutral well draining soil. Good disease resistance. Extremely hardy.
 	Harbin Pear Tree <i>Pyrus Ussuriensis</i> NEW	Med	Mature height up to 30 feet. Small to medium tree. Prefers clay loam to sandy loam, well-drained soils. Full sun. As this is a wild pear, the fruit is a 1 inch pome, short-stalked, greenish-yellow, it is hard but may be used for jams and jellies. Sweeter after frost. Good for windbreaks, borders or screens and riparian plantings. Used for food by a wide variety of birds and mammals. Nesting site for songbirds.

Illustration	Common & Latin Name	Growth Rate	Characteristics & Remarks
	Sugar Maple Tree <i>Acer saccharum</i>	Slow-Med	Mature height 60-100'. Symmetrical, heavy round crown. Grows best in moist, fertile soils with full to partial shade. It produces winged seeds in the fall. The 3 1/2-5 1/2" dull green leaves turn a brilliant red, orange or yellow color in the fall. This tree is more sensitive to salt and stress than most. Sap used for maple syrup and fuel. Wood used for flooring and furniture.
	American Plum Shrub/Tree <i>Prunus americana</i>	Med	Mature height up to 20'. Grows best in full sun on a well-drained silt loam. Shrub or small tree. Trunk usually short. Thorny branches and twigs. Produces dense clusters of white blossoms that bloom in May. The edible fruit makes excellent jelly and jam. Provides excellent nesting habitat for many songbirds and cover for small mammals.
	Black Chokeberry Shrub <i>Aronia melanocarpa</i>	Fast	Mature height is 3' with equal spread. Small shrub with single, white, hawthorn like flowers in late May. Fall color: red-orange. Glossy, pea size purplish-black berries in fall that persist into winter. Full sun to total shade. Low wet to sandy dry areas, very adaptable. Grows in bogs and rocky places. Good for naturalizing. A fast screen. Provides great wildlife food.
	American Filbert/Hazelnut Shrub <i>Corylus americana</i>	Medium	Mature height 12'. A multi-stemmed, round-topped shrub. Dark green summer foliage. Shrub goes unnoticed until the bright orange fall color brings the woods to life. Plant grows in part shade or part sun. The nuts are edible. They are most attractive to wildlife, especially squirrels. This shrub is useful as a hedge, border or screen or looks great as a mass planting.
	Common Chokecherry Shrub/Tree <i>Prunus virginiana</i>	Med	Mature height up to 20'. Small tree/shrub with creamy white flowers. Dark red colored, stoned fruit is tart but is used to make jellies and wine. Adapted to a wide variety of soils. Shade tolerant but needs full sun to produce a good fruit crop. One of the most important plants for food and cover. Twigs and foliage are heavily browsed by deer. Ornamental or to provide food for birds.

2012 TREMPPEALEAU CO. DEPT OF LAND MANAGEMENT
WILDLIFE HABITAT TREE & SHRUB PROGRAM

2012 TREMPPEALEAU CO. DEPT. OF LAND MANAGEMENT
WILDLIFE HABITAT TREE & SHRUB PROGRAM











Illustration	Common & Latin Name	Growth Rate	Characteristics & Remarks
	Silky Dogwood Shrub <i>Cornus amomum</i>	Fast	Mature height 4-10'. Grows best in moist to well drained soils in sun or shade. Does best in full sun. A good wetland plant. Hardy, rounded, multi-stemmed shrub. Long, silky leaves. Dense foliage turns red in fall. Small flat clusters of yellowish-white flowers in late May. Bluish fruits in fall. Bark is scarlet red all winter long. Deer, squirrels, browse on the stems and leaves.
 	Highbush Cranberry Shrub <i>Viburnum trilobum</i>	Fast	Mature height is 15' with equal spread. Grows best in moist, fertile soils with partial to full shade. Upright tall, multi-stemmed shrub with maple-like foliage. Dense, rounded top, native shrub. The leaves are a dull green, turning to maroon in autumn. White lacy flowers producing bright red berries which persist through most of the winter season. Edible fruit. Popular landscape shrub. A late winter emergency food source for songbirds & other wild game.
 	Nannyberry Shrub <i>Viburnum lentago</i>	Med	Mature height 20'. Full sun to partial shade. It produces 2-3" clustered white flowers in the spring. Mature fruit are black in color. color is deep maroon to red. It has glossy green leaves. Fruit is effective from September through November. This shrub is a large "leggy" native shrub that can be pruned into a small tree form. Nannyberry makes excellent winter food. Ruffed grouse, brown thrashers, cedar waxwings, thrushes, woodpeckers, several finches, red squirrels and deer eat the fruit of these shrubs.
 	Wayfaring Bush <i>Viburnum lantana</i> 	Slow	Mature height 12' A medium to large, upright, multi-stemmed shrub reaching 8 to 12 feet in height and spread. Foliage is rough and covered with soft short hairs, cream colored flowers are produced in flat to rounded clusters followed by fruits changing from red to black in early fall. Dried fruits persist into winter and are utilized by birds. Prefers a moist, well-drained soil, but is adaptable to varying soil conditions.

Illustration	Common & Latin Name	Growth Rate	Characteristics & Remarks
	Homeowner Pack		Enhance your yard with a variety of trees (10 tree seedlings) 2 12-18" Colorado Blue Spruce 2 12-18" Sugar Maple 2 12-18" Red Maple 2 12-18" Roselow Crabapple 2 12-18" River Birch
	Nut Pack		To enhance your wildlife habitat even more. (10 tree seedlings) 3 12-18" Hazelnut 3 12-18" Butternut 4 12-18" Black Walnut

PURCHASING & PLANTING DECISIONS

Before you buy, consider the following: What plants are already attracting wildlife to your property? What good wildlife tree and shrubs are missing? What wildlife do you want to attract? Can a particular plant grow in your location and in your soils? The descriptions on the attached sheets should provide the information you need to make the best plant selections for your land.

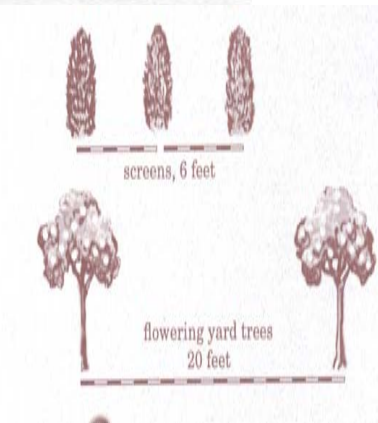
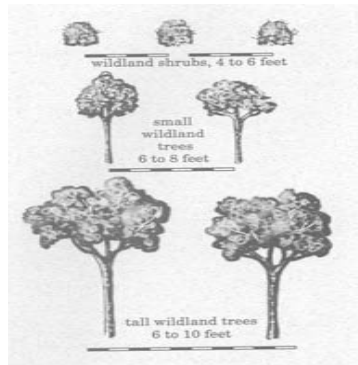
Spacing of Plantings

Plants should be placed in groups with enough space to prevent severe competition among individuals. Consider the mature height and crown spread to prevent planting trees and shrubs too close to each other. As a rule of thumb, space your shrubs about 4 to 6 feet apart from each other. Hedges may be spaced closer together to form a full, dense screen. Low hedge plants (three to four feet high) should be spaced approximately 18 inches apart, while tall hedge plants will need to be three to four feet apart. For taller trees, plant the individual trees about 6 to 10 feet apart from each other. For landscaping projects around your house, you may want to provide a little more space so that the tree or shrub can reach its full form and shape.

Nurseries suggest to plant small flowering trees about 20 feet apart and larger trees about 30 to 50 feet apart. However, trees used for screening as well as wildlife cover can be placed as close as 6 feet apart.

Your Soils and Sun

Know the soils and soil moisture levels on your property. Match these with the types of soil and moisture levels preferred by the trees and shrubs you are considering purchasing. Match the site's exposure to sunlight with the plant's needs. Generally, the more sunlight the site has, the better the flowering and fruit development of many trees and shrubs; hence, the better feeding opportunities for wildlife. However, some native trees and shrubs are adapted to grow best in shade. Know your plants needs.



Protect your Investment

You'll want to protect your investment. Since many of these wildlife trees and shrubs provide great browse for deer and rabbits, you can avoid future disappointment and frustration if you take an extra step when you're planting. Make small protective cages using hardware cloth or chicken wire and wrap these around your newly-planted specimens, or use commercially-made tree guards. Make sure that you have done this before winter, a time when the browsers are most likely to damage your plants. A little extra effort now will protect your investment for years to come.

Source: Wisconsin Department of Natural Resources Publication PUBL-WM-223-98 So, What Should I Plant?